


MATERIA




SLICE III

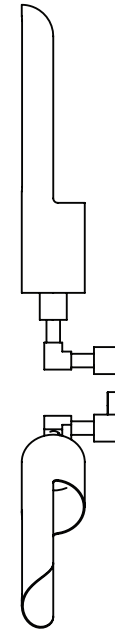
MATERIA

∅ 22"

— 3" —



FRONT



SIDE

SLICE III

The Slice series of fixtures are a study in pared back, restrained silhouettes. The solid brass fixtures all feature architectural brass shades which can be oriented in any direction around the lamp, casting light in endless directions. Designed to shine light in two directions at once, Slice casts a warm glow out of the open side of the shade, as well as emanating light through the distinctive sliced armature. Slice III can be installed either as a wall sconce or a ceiling

LEAD TIME:

Approx 8-10 weeks

LAMPING:

Lamping: 3x t10 4w led (40w incandescent equivalent) dimmable lamp (not included)

120V; 240V available by custom order

DIMENSIONS:

Shades: 1.75" dia x 8"h

Fixture: 22" dia x 3"d

Canopy: 5.5" dia x 1/8" solid flat brass

FINISHES:

Aged brass, aged silver, blackened brass, un-lacquered brass

UL LISTED