

MARC WOOD



Cone is designed to showcase the beauty and timeless elegance of geometrical symmetry. Each cone is machined from a solid block of metal, with a hand-blown glass shade delicately suspended from the cones apex.

Cone

Lamp & Shade

Dimensions cm

Small - H 25cm x D 20cm
Medium - H 30cm x D 25cm
Large - H 36cm x D 30cm

Dimensions inch

Small - H 9.8in x D 7.8in
Medium - H 11.8in x D 9.8in
Large - H 14.1in x D 11.8in

Material

Clear Glass + Brushed Brass

Specialists Finishes Available - metal

Brushed Nickel, Bronze, Antique Brass,
White Powder-coated

Weight

1.5 kg - 2.5kg/3.3lb - 5.5 lb

Suspension

2m/79in. Cable - Black

Canopy

Metal cup in matching finish.
10cm/ 3.9in x 3cm/ 1.1in

240V Illumination

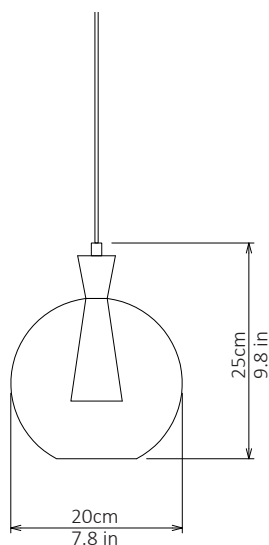
G12 LED Bulb
Lumens: 260lm
Colour Temperature: 2700K
Dimmable: LED dimmer required

120V illumination

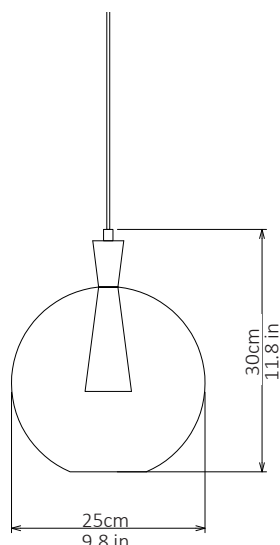
G12 LED Bulb
Lumens: 260lm
Colour Temperature: 2700K
Dimmable: LED dimmer required

Driver

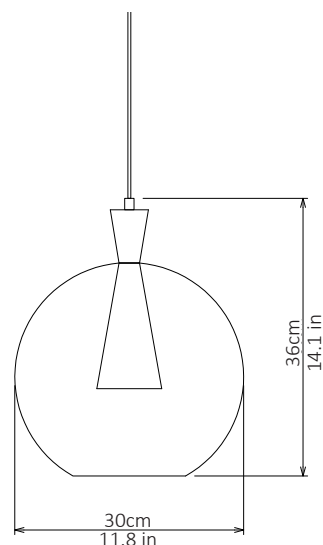
None required.



Small



Medium



Large